



Sea-R.O.
WATERMAKERS

MAKING WATER BETTER, MAKING BETTER WATER

SEA-R.O., WATERMAKERS TEL: 954-527-5282 FAX: 954-462-7183

www.makeh2o.com

Naked Nautilus 300-800 Gallon Per Day Modular Watermakers

www.makeh2o.com

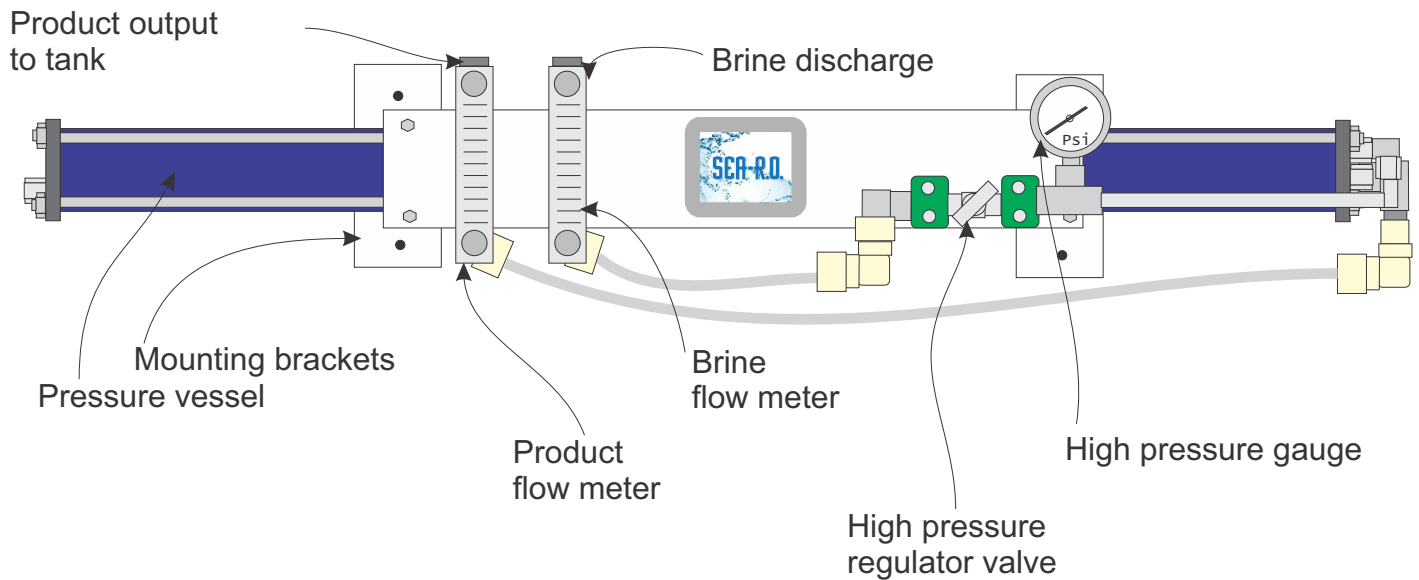
Our most simple and economical design features all the same yacht quality components used in our other models, just fewer of them.

Nothing automatic here. Simply push one button to start and turn the pressure up and you will be putting pure water into your tank.

If you want “bells and whistles”, this is not the system for you. If you want the highest output of pure water at the lowest cost, you cannot beat the Naked Nautilus Series.



Sea-R.O., Inc. Tel: 954-527-5282, Mobile: 954-309-2775, info@makeh2o.com



“Naked Nautilus” 500 Membrane And Pressure vessel assembly

Pressure vessel is all fiberglass construction, 1000 psi rated. Simplified end cap design is rugged and easy to service with no special tools required, pressure and product ports are 316 SS with o-ring seals that allow fittings to swivel and eliminate stress on end cap material. Industry standard membrane size is available worldwide.

Mounting brackets are predrilled and allow easy attachment to bulkhead or wall, overhead mounting is possible with additional “L” brackets

Product flowmeter reads .1 to 1 gpm, stainless steel float and removable top cap for easy disassembly and cleaning. Outlet of flowmeter has dual attachment of either 1/4” FNPT or 1/2” MNPT for easy plumbing to storage tank.

Brine flowmeter has same features as above product flowmeter, with 0-5 gpm range. Plumb directly overboard or to a drain.

High pressure regulator valve is all 316 SS and is securely mounted to panel. Tee type handle allows precise pressure adjustment with no tools.

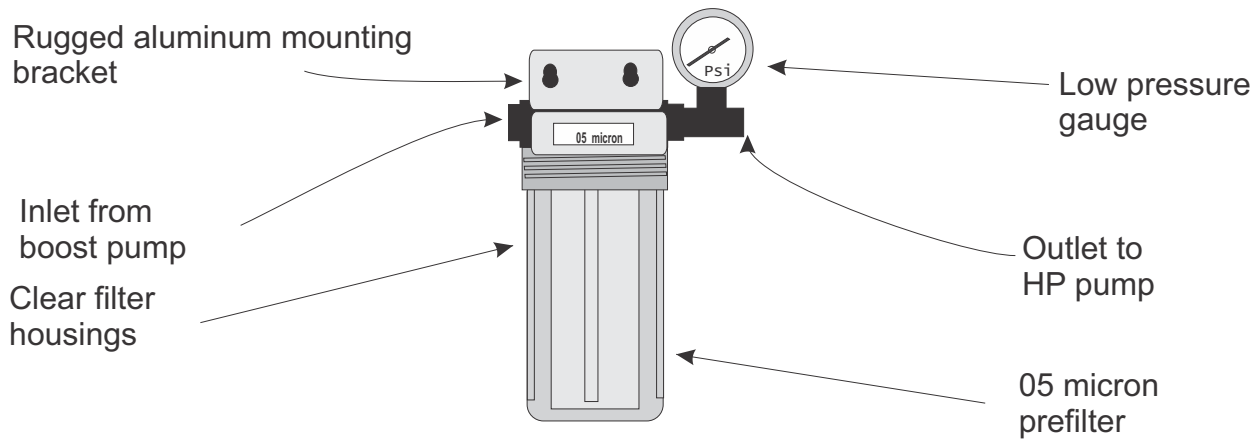
High pressure gauge has all 316 SS internals and is glycerine filled to provide accurate and steady pressure reading.

High pressure piping is 316 SS with positive sealing nut and ferrule connections.

Low pressure piping is flexible poly tubing with John Guest connections for leak free operation.

High pressure hose connects to pump with industry standard 316 SS flare fittings with crimped type ends.

Dual prefiltration system



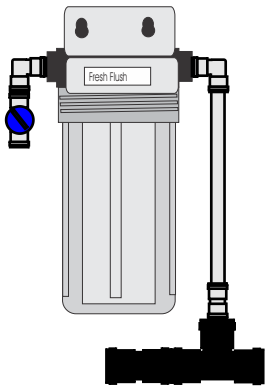
Clear FDA approved polypropylene housing is heavy duty industrial rated at 125 psi. O-ring sealed to provide leak free operation. Standard 3/4" FNPT inlet and outlet.

Powder coated aluminum mounting bracket allows easy mounting.

Low pressure gauge monitors filter performance and indicates when service is required. 316SS and glycerine filled.

05 micron 8 square foot filter cartridges provide optimum sediment and particle removal. 100% poly media permits cleaning several times before replacement.

Manual Fresh Water Flush system

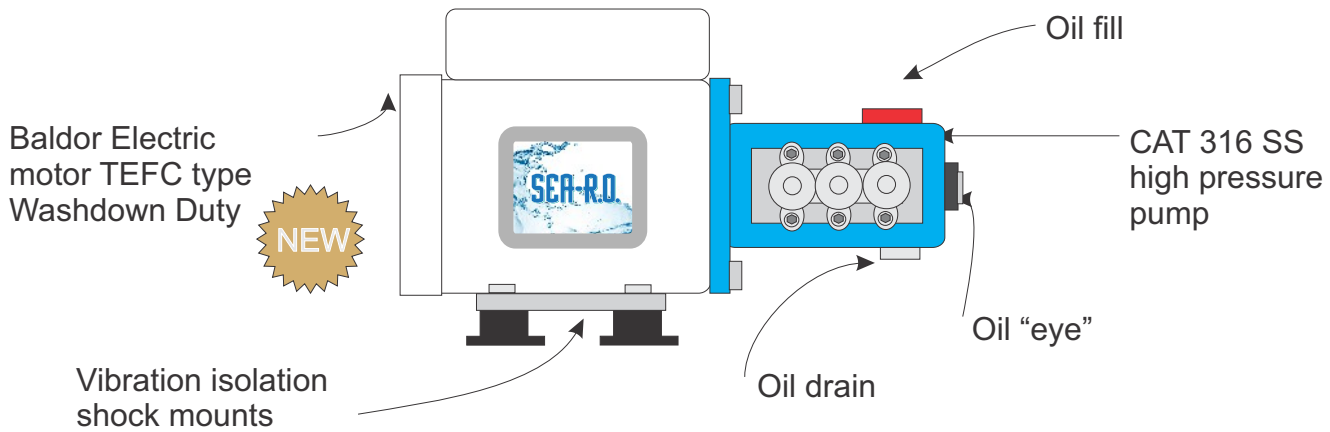


[www.
makeh2o
.com](http://www.makeh2o.com)

Clear FDA approved polypropylene housing is heavy duty industrial rated at 125 psi. O-ring sealed to provide leak free operation, standard 3/4" FNPT inlet and outlet.

Poly ball valve is simply opened at the end of the watermaker running cycle and introduces pressurized fresh water into tee with check valve to purge seawater from system for short term storage.

Solid block carbon filter removes chlorine from fresh water supply, providing flush water without any negative affect on membrane.



High pressure pump and motor assembly


CAT 316 SS high pressure pump is a ceramic plunger design for long life and proven performance in seawater. CAT pumps are the longest lasting, most trouble free pumps available, service and parts distribution available worldwide and the simple design allows easy routine service without any special tools.

Pump has an oil filled crankcase with easy access to drain and fill. Unique oil "eye" allows oil level to be checked with a glance.

Industry standard Washdown Duty Baldor motor is the best, most efficient motor available. Service is almost never required, but if so, Baldor has an outstanding worldwide network of agents and service centers.

Pump and motor are smooth and quiet by design, and yet we go one step to further dampen any noise and vibration with flexible mounts. These also elevate the pump and motor to allow cleaning beneath the assembly.

Control panel provides total motor and pump protection from low voltage, low or high pressure, or improper operation.



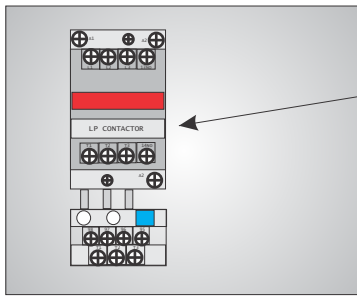
Boost pump and motor assembly

High performance magnetic impeller design poly pump for best possible sea water performance

Fractional horsepower motor provides 20-25 psi of boost pressure for optimum filter life.

Ultra quiet and compact design.

Pump is protected by control panel from dry running.



(Inside enclosure)

Combined motor contactor for boost and high pressure pumps



“Naked Nautilus” System Control Panel

System control panel provides complete operation and protection of all other system components. Rugged electrical components are housed inside a NEMA 4X rated enclosure which can tolerate splashing, washdowns, and the corrosive environment where watermakers are used.

Enclosure is designed for mounting with supplied tabs which prevents any drilling or penetration into control panel.

Non-conductive enclosure prevents corrosion and provides operator safety.

Safety shut down switch for low pressure prevent any damage to components if the system is starved for water from a blocked inlet.

Liquid-tight flex fittings are used on power supply, high pressure pump, and boost pump umbilical cables. These fittings prevent strain and chafe on cables where they enter control panel and motors.

10 foot leads are provided as standard. Longer lengths are available for an additional charge, or may be added in the field by installer. Multi-strand, tinned copper wire in round gray protective sheath (boat cable) is standard. High pressure pump and boost pump are pre-wired to control panel. You only need to connect the power supply.

Complete wiring diagram is provided for installation and operation.

System includes: All components listed , plus owners manual, carbon filter installed in fresh water flush, 6' high pressure hose with 316SS ends installed, fittings in all pumps, filters, and membrane/pressure vessel for connection.